

Scaled data based on original data using  
LM-79-08 Approved Method: Electrical and Photometric Measurements of Solid-  
State Lighting Products

Test Report Prepared for  
Cooper Lighting Solutions  
(formerly Eaton)

Brand: INVUE

Report Number: P140968

Luminaire Tested: **EMM-E04-LED-E1-SL2-8030**

Issue Date: 03/03/2020

**Test Information**

Test Method: LM-79-08  
Report Number: P140968  
REPORT IS SCALED FROM IESNA LM-79-08 TEST DATA (P33690)  
Test Lab: INNOVATION CENTER-P3  
Issue Date: 03/03/2020  
Manufacturer: COOPER LIGHTING SOLUTIONS (FORMERLY EATON)  
Product Line: INVUE  
Catalog Number: EMM-E04-LED-E1-SL2-8030  
Description: EPIC MODERN MEDIUM DECORATIVE LED LUMINAIRE  
(4) LIGHTBARS WITH AccuLED OPTICS - TYPE 2 W/ SPILL LIGHT CONTROL  
Light Source: (84) 3000K CCT, 80 CRI LEDs  
Ballast/Driver: -

**Summary**

Lumens per Lamp: N/A  
Luminaire Lumens: 9715.7 lumens  
Efficiency: N/A  
Efficacy: 100.0 lumens/watt  
Luminous Opening: Rectangular (W 0.67' x L: 1' x H: 0')  
IES Classification: Type II - Short - Non-Cutoff  
BUG Rating: B2 - U0 - G2

Input Watts (W): 97.2  
Input Voltage (V): NR  
Input Current (Ain): NR  
Voltage Rise (V): NR  
Power Factor: NR  
Total Harmonic Distortion (THDi): NR  
Frequency (hertz): 60  
Stabilization Time: NR  
Operation Time: NR  
Ambient Temperature (°C): NR  
Test Distance: 25 FT

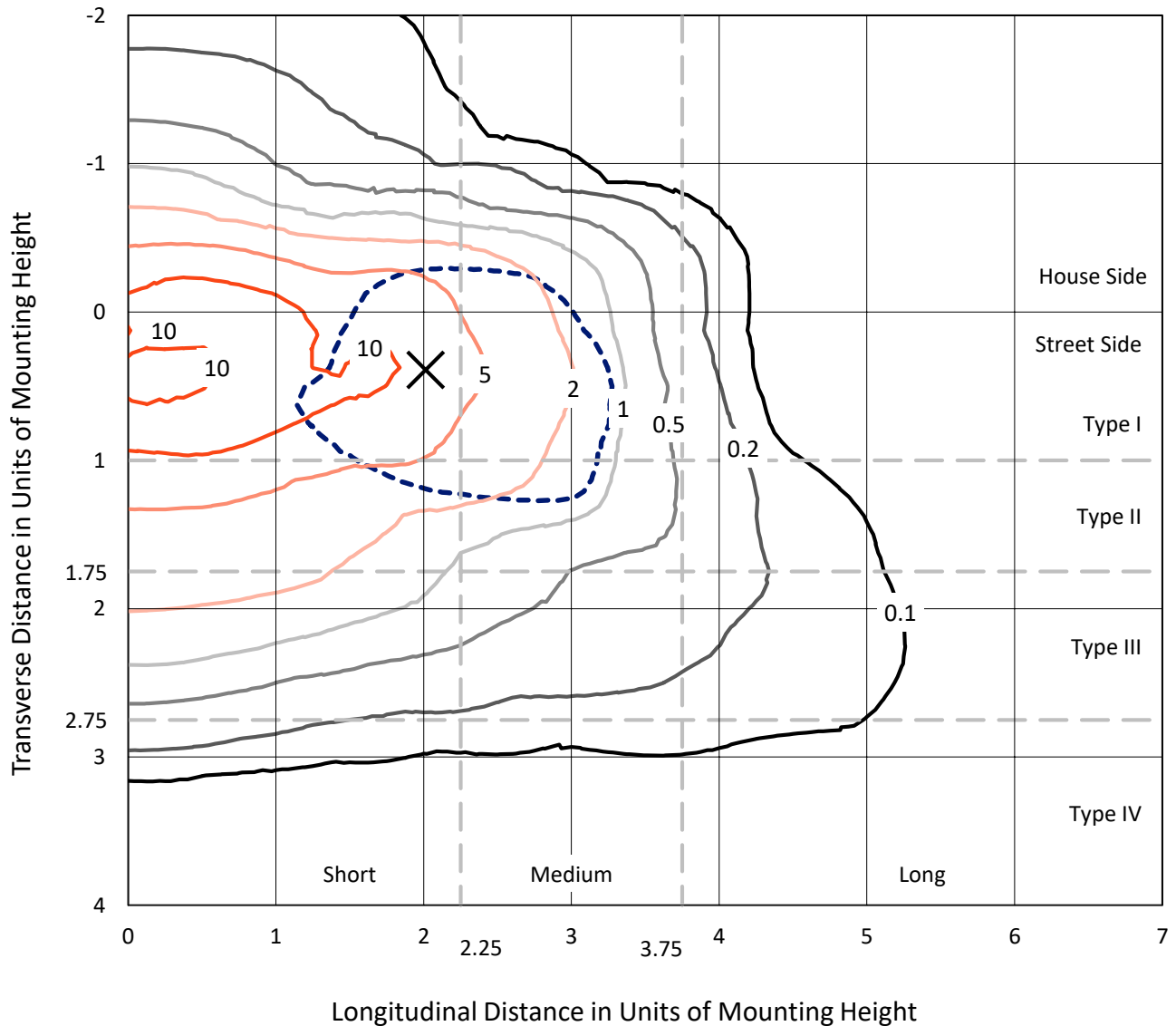


REPORT NUMBER: P140968

CATALOG NUMBER: EMM-E04-LED-E1-SL2-8030

### Iso-Footcandle Lines of Horizontal Illumination

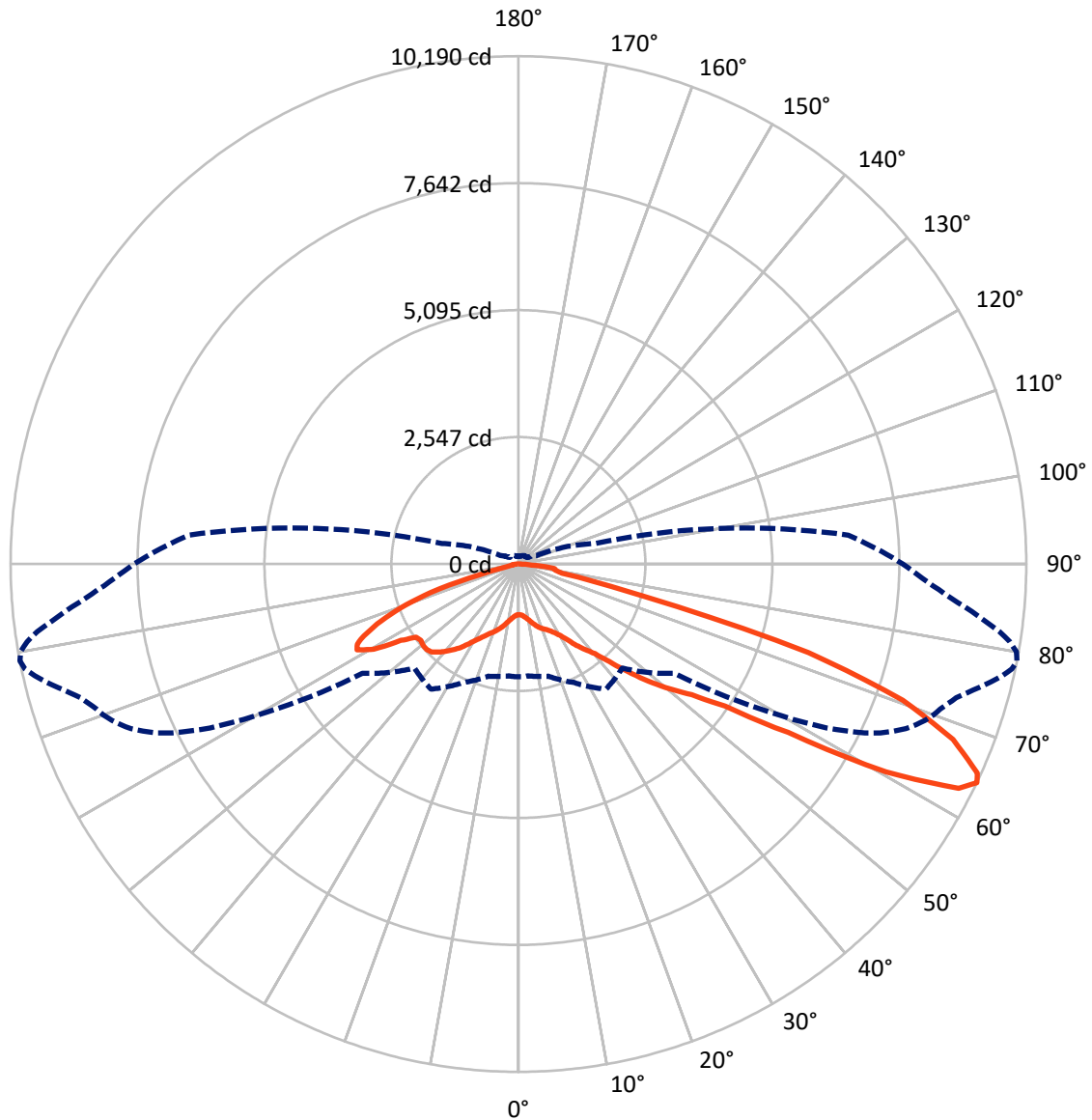
× Max cd  
 - - - 1/2 Max cd



Based on 10 foot mounting height. Maximum calculated value = 13.6 fc  
 Type II - Short - Non-Cutoff

REPORT NUMBER: P140968  
CATALOG NUMBER: EMM-E04-LED-E1-SL2-8030

### Luminous Intensity Polar Plot



— Vertical Plane Through 79-Deg Lateral    - - - Horizontal Cone Through 64-Deg Vertical

REPORT NUMBER: P140968

CATALOG NUMBER: EMM-E04-LED-E1-SL2-8030

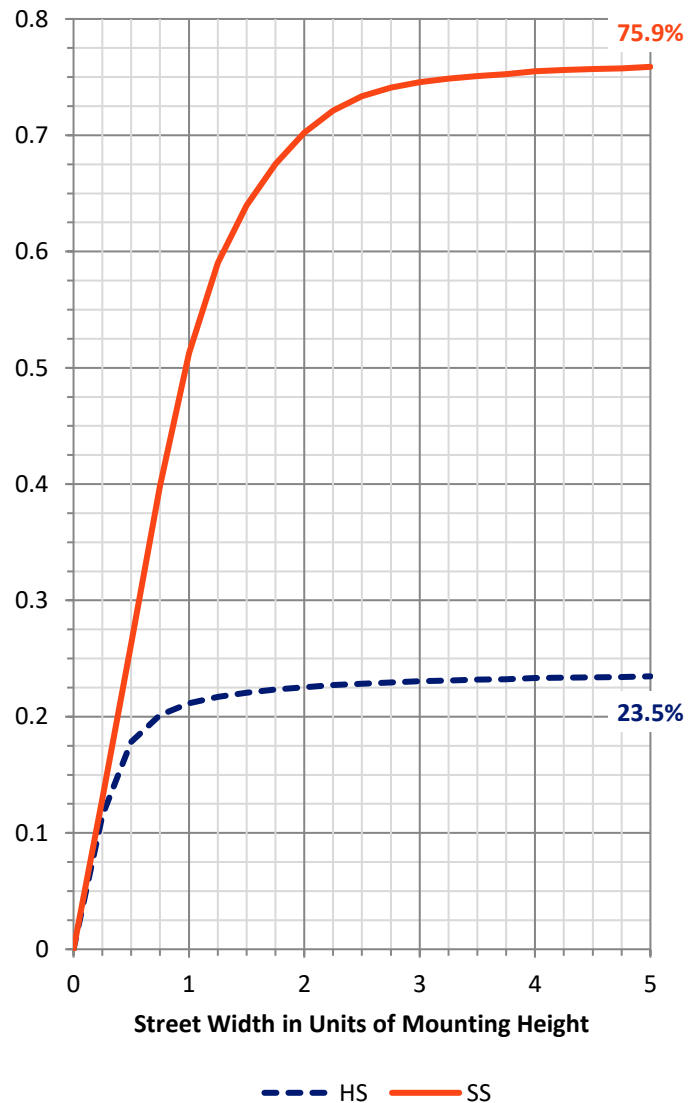
**FLUX DISTRIBUTION:**

		Downward	Upward	Total
<b>House Side</b>	Lumens	2315.9	0.0	2315.9
	% Fixture	23.8	0.0	23.8
<b>Street Side</b>	Lumens	7399.8	0.0	7399.8
	% Fixture	76.2	0.0	76.2
<b>Total</b>	Lumens	9715.7	0.0	9715.7
	% Fixture	100.0	0.0	100.0

**Coefficient of Utilization**

**ZONAL LUMENS:**

Zone	Lumens	% Fixture
0°-10°	100.7	1.0
10°-20°	326.4	3.4
20°-30°	560.2	5.8
30°-40°	936.5	9.6
40°-50°	1604.3	16.5
50°-60°	2164.1	22.3
60°-70°	2737.5	28.2
70°-80°	1092.3	11.2
80°-90°	193.8	2.0
90°-100°	0.0	0.0
100°-110°	0.0	0.0
110°-120°	0.0	0.0
120°-130°	0.0	0.0
130°-140°	0.0	0.0
140°-150°	0.0	0.0
150°-160°	0.0	0.0
160°-170°	0.0	0.0
170°-180°	0.0	0.0
0°-90°	9715.7	100.0
0°-180°	9715.7	100.0



REPORT NUMBER: P140968

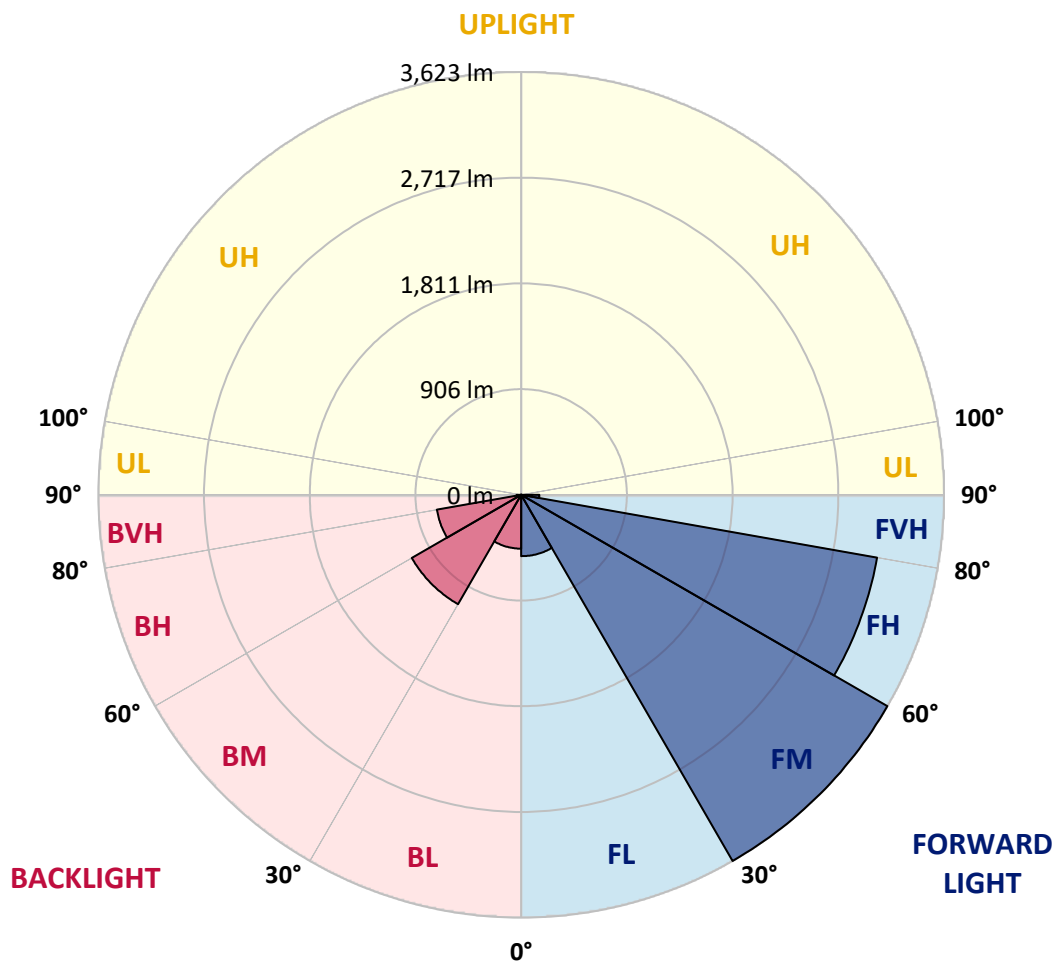
CATALOG NUMBER: EMM-E04-LED-E1-SL2-8030

**LUMINAIRE CLASSIFICATION SYSTEM LUMEN TABLE AND BUG RATING:**

Zone		Lumens	% Fixture	Zone Rating/Lumen Limit		
				B	U	G
FL	(0°-30°)	525.8	5.4			
FM	(30°-60°)	3622.7	37.3			
FH	(60°-80°)	3096.2	31.9			G2/5000
FVH	(80°-90°)	155.2	1.6			G2/225
BL	(0°-30°)	461.5	4.7	B1/500		
BM	(30°-60°)	1082.2	11.1	B2/2500		
BH	(60°-80°)	733.6	7.6	B2/1000		G2/1000
BVH	(80°-90°)	38.6	0.4			G1/100
UL	(90°-100°)	0.0	0.0		U0/0	
UH	(100°-180°)	0.0	0.0		U0/0	

**BUG Rating: B2-U0-G2**

Type II Short





REPORT NUMBER: P140968

CATALOG NUMBER: EMM-E04-LED-E1-SL2-8030

**CANDELA DISTRIBUTION (FULL):**

	0°	5°	15°	25°	35°	45°	55°	60°	61°	62°	64°
0°	1016.2	1016.2	1016.2	1016.2	1016.2	1016.2	1016.2	1016.2	1016.2	1016.2	1016.2
2.5°	1011.7	1012.8	1011.7	1015.0	1017.3	1020.7	1020.7	1020.7	1020.7	1020.7	1020.7
5°	1010.5	1011.7	1010.5	1016.2	1021.8	1028.5	1035.3	1037.5	1037.5	1038.7	1039.8
7.5°	1020.7	1021.8	1020.7	1027.4	1035.3	1046.5	1058.9	1065.7	1066.8	1067.9	1070.2
10°	1052.2	1049.9	1045.4	1052.2	1060.1	1076.9	1091.6	1102.8	1106.2	1107.3	1111.8
12.5°	1093.8	1092.7	1084.8	1081.4	1085.9	1105.1	1132.1	1147.8	1151.2	1152.3	1156.8
15°	1125.3	1121.9	1115.2	1110.7	1118.6	1138.8	1174.8	1195.1	1201.8	1203.0	1210.8
17.5°	1145.6	1143.3	1132.1	1128.7	1141.1	1172.6	1217.6	1242.4	1246.9	1250.2	1259.2
20°	1179.3	1172.6	1155.7	1141.1	1151.2	1199.6	1252.5	1278.4	1285.1	1288.5	1296.4
22.5°	1224.3	1218.7	1198.5	1161.3	1161.3	1215.3	1284.0	1313.2	1318.9	1325.6	1334.6
25°	1302.0	1297.5	1258.1	1195.1	1179.3	1231.1	1313.2	1352.6	1358.3	1366.1	1379.6
27.5°	1381.9	1376.3	1332.4	1248.0	1210.8	1260.4	1356.0	1403.3	1411.2	1420.2	1435.9
30°	1484.3	1474.2	1430.3	1332.4	1272.7	1307.6	1423.5	1483.2	1492.2	1503.4	1524.8
32.5°	1713.9	1718.4	1638.5	1534.9	1430.3	1415.7	1528.2	1601.3	1614.8	1629.5	1658.7
35°	2087.5	2069.5	2040.2	1934.4	1818.5	1703.7	1731.9	1810.6	1825.3	1829.8	1842.2
37.5°	2326.0	2336.2	2359.8	2359.8	2273.1	2224.8	2144.9	2106.6	2110.0	2114.5	2104.4
40°	2458.8	2480.2	2561.2	2670.4	2749.2	2793.0	2779.5	2600.6	2579.2	2551.1	2461.1
42.5°	2554.5	2575.9	2714.3	2923.6	3119.4	3274.7	3360.2	3219.5	3203.8	3136.3	3028.2
45°	2613.0	2629.9	2796.4	3093.5	3389.5	3653.9	3888.0	3838.5	3834.0	3776.6	3634.8
47.5°	2601.7	2616.4	2789.7	3147.5	3535.8	3894.7	4257.1	4347.1	4351.6	4337.0	4250.3
50°	2435.2	2470.1	2642.3	3028.2	3454.7	3988.1	4495.7	4730.9	4737.6	4751.1	4717.3
52.5°	2286.7	2313.7	2467.8	2813.3	3222.9	3895.9	4638.6	5012.2	5069.6	5102.2	5165.2
55°	2225.9	2241.6	2359.8	2653.5	3031.6	3649.4	4687.0	5215.9	5318.3	5380.2	5524.2
57.5°	2214.6	2227.0	2318.2	2542.1	2904.5	3395.1	4671.2	5489.3	5651.4	5768.4	6047.5
60°	2290.0	2301.3	2365.4	2553.4	2816.7	3209.4	4527.2	5849.4	6076.7	6391.8	6842.0
62.5°	2346.3	2351.9	2430.7	2694.0	2913.5	3028.2	4160.3	6101.5	6505.5	6906.1	7575.7
64°	2264.1	2252.9	2330.5	2620.9	3063.1	2950.6	3820.5	6089.1	6562.9	7007.4	7732.1
65°	2143.7	2151.6	2221.4	2478.0	3037.2	2947.2	3597.7	5954.1	6445.8	6917.3	7658.9
67.5°	1665.5	1695.9	1715.0	1950.2	2488.1	3042.9	3012.5	5094.3	5588.3	6038.5	6915.1
70°	895.8	892.4	935.1	1120.8	1730.7	2582.6	2584.9	3590.9	4137.8	4697.1	5569.2
72.5°	329.7	346.6	380.4	512.0	899.1	1863.5	2368.8	2490.3	2734.5	3179.0	4114.2
75°	189.1	191.3	198.1	240.8	433.2	1028.5	2201.1	2203.4	2221.4	2294.5	2803.2
77.5°	147.4	142.9	146.3	156.4	236.3	541.3	1765.6	2093.1	2090.8	2079.6	2153.9
80°	110.3	114.8	121.5	121.5	146.3	290.3	1003.8	1862.4	1925.4	1972.7	1999.7
82.5°	88.9	92.3	109.2	109.2	106.9	164.3	473.8	1379.6	1577.7	1706.0	1905.2
85°	57.4	60.8	92.3	91.2	86.6	96.8	247.6	462.5	498.5	607.7	864.2
87.5°	15.8	19.1	42.8	37.1	45.0	36.0	92.3	140.7	173.3	195.8	246.4
90°	0.0	0.0	0.0	0.0	0.0	0.0	0.0	0.0	0.0	0.0	0.0



REPORT NUMBER: P140968

CATALOG NUMBER: EMM-E04-LED-E1-SL2-8030

**CANDELA DISTRIBUTION (continued):**

	65°	66°	67°	68°	69°	70°	71°	72°	73°	74°	75°
0°	1016.2	1016.2	1016.2	1016.2	1016.2	1016.2	1016.2	1016.2	1016.2	1016.2	1016.2
2.5°	1020.7	1020.7	1020.7	1021.8	1021.8	1021.8	1021.8	1021.8	1022.9	1020.7	1020.7
5°	1040.9	1039.8	1040.9	1040.9	1044.3	1043.2	1044.3	1044.3	1043.2	1045.4	1045.4
7.5°	1073.6	1071.3	1073.6	1074.7	1075.8	1080.3	1080.3	1082.6	1083.7	1084.8	1082.6
10°	1112.9	1116.3	1117.4	1117.4	1123.1	1125.3	1125.3	1128.7	1132.1	1134.3	1133.2
12.5°	1161.3	1163.6	1164.7	1171.5	1172.6	1176.0	1181.6	1185.0	1185.0	1190.6	1194.0
15°	1215.3	1217.6	1224.3	1226.6	1231.1	1236.7	1240.1	1243.5	1243.5	1253.6	1257.0
17.5°	1261.5	1266.0	1270.5	1273.9	1281.7	1287.4	1293.0	1296.4	1302.0	1306.5	1314.4
20°	1300.9	1306.5	1312.1	1318.9	1324.5	1330.1	1336.9	1341.4	1348.1	1354.9	1362.8
22.5°	1339.1	1345.9	1352.6	1358.3	1366.1	1371.8	1377.4	1385.3	1389.8	1396.5	1405.5
25°	1380.8	1392.0	1398.8	1406.7	1414.5	1422.4	1429.2	1435.9	1442.7	1451.7	1460.7
27.5°	1447.2	1452.8	1461.8	1466.3	1479.8	1488.8	1497.8	1498.9	1507.9	1524.8	1527.1
30°	1533.8	1543.9	1549.6	1565.3	1567.6	1570.9	1585.6	1595.7	1607.0	1620.5	1626.1
32.5°	1664.4	1673.4	1681.2	1685.7	1698.1	1718.4	1720.6	1729.6	1748.7	1752.1	1772.4
35°	1855.7	1857.9	1870.3	1877.0	1892.8	1904.0	1909.7	1917.5	1927.7	1951.3	1956.9
37.5°	2085.2	2104.4	2088.6	2072.8	2101.0	2097.6	2104.4	2095.3	2122.4	2123.5	2133.6
40°	2441.9	2434.1	2400.3	2364.3	2347.4	2337.3	2317.0	2312.5	2327.2	2320.4	2323.8
42.5°	2967.5	2893.2	2835.8	2793.0	2740.2	2682.8	2650.1	2600.6	2600.6	2586.0	2599.5
45°	3585.3	3502.0	3395.1	3293.8	3228.5	3153.2	3075.5	3023.7	2970.8	2931.5	2966.3
47.5°	4194.1	4137.8	4018.5	3925.1	3794.6	3682.1	3559.4	3452.5	3389.5	3343.3	3350.1
50°	4723.0	4671.2	4609.3	4483.3	4384.3	4269.5	4140.1	3999.4	3863.2	3808.1	3760.8
52.5°	5168.6	5150.6	5097.7	5039.2	4958.2	4835.5	4753.4	4619.4	4458.5	4342.6	4293.1
55°	5562.5	5594.0	5622.1	5609.7	5580.5	5564.7	5463.4	5372.3	5263.1	5229.4	5127.0
57.5°	6182.5	6273.7	6381.7	6441.3	6499.9	6633.8	6666.4	6631.5	6645.0	6636.0	6582.0
60°	7060.3	7280.8	7469.9	7620.7	7781.6	7938.0	8122.6	8244.1	8294.7	8490.5	8487.2
62.5°	7813.1	8106.8	8348.8	8529.9	8717.9	8859.7	8978.9	9100.5	9249.0	9390.8	9569.7
64°	8017.9	8248.6	8445.5	8607.6	8742.6	8858.5	8949.7	9061.1	9183.7	9367.2	9565.2
65°	7912.1	8172.1	8315.0	8461.3	8582.8	8672.9	8766.3	8867.5	9022.8	9168.0	9379.6
67.5°	7193.1	7390.0	7597.0	7733.2	7850.2	7903.1	7990.9	8075.3	8162.0	8308.2	8572.7
70°	6065.5	6286.0	6584.3	6712.5	6834.1	6853.2	6935.4	6998.4	7055.8	7250.4	7381.0
72.5°	4550.8	4978.4	5271.0	5496.1	5520.8	5616.5	5650.2	5676.1	5741.4	5777.4	5816.8
75°	3136.3	3521.1	3769.8	3855.4	3960.0	3909.4	3850.8	3644.9	3646.0	3471.6	3273.6
77.5°	2206.8	2266.4	2268.6	2269.8	2131.4	2050.3	1958.1	1839.9	1793.8	1701.5	1575.4
80°	2000.8	1994.1	1952.4	1901.8	1826.4	1718.4	1607.0	1529.3	1468.5	1399.9	1309.9
82.5°	1931.1	1946.8	1916.4	1873.7	1829.8	1722.9	1594.6	1473.0	1372.9	1263.7	1153.5
85°	940.8	967.8	1055.6	1112.9	1126.4	1060.1	968.9	858.6	752.8	633.6	578.4
87.5°	282.5	302.7	309.5	328.6	352.2	320.7	282.5	253.2	203.7	176.7	138.4
90°	0.0	0.0	0.0	0.0	0.0	0.0	0.0	0.0	0.0	0.0	0.0





REPORT NUMBER: P140968

CATALOG NUMBER: EMM-E04-LED-E1-SL2-8030

**CANDELA DISTRIBUTION (continued):**

	76°	77°	78°	79°	80°	81°	82°	83°	84°	85°	86°
0°	1016.2	1016.2	1016.2	1016.2	1016.2	1016.2	1016.2	1016.2	1016.2	1016.2	1016.2
2.5°	1020.7	1021.8	1021.8	1020.7	1021.8	1021.8	1022.9	1021.8	1021.8	1021.8	1020.7
5°	1043.2	1047.7	1046.5	1046.5	1048.8	1048.8	1047.7	1049.9	1048.8	1048.8	1047.7
7.5°	1085.9	1085.9	1089.3	1090.4	1088.2	1088.2	1090.4	1091.6	1093.8	1094.9	1094.9
10°	1135.4	1141.1	1141.1	1142.2	1143.3	1146.7	1147.8	1147.8	1150.1	1150.1	1152.3
12.5°	1196.2	1198.5	1200.7	1206.3	1207.5	1207.5	1213.1	1212.0	1212.0	1217.6	1218.7
15°	1261.5	1264.9	1270.5	1272.7	1275.0	1280.6	1284.0	1287.4	1286.2	1294.1	1296.4
17.5°	1318.9	1322.3	1329.0	1334.6	1338.0	1341.4	1343.6	1348.1	1354.9	1360.5	1361.6
20°	1365.0	1369.5	1377.4	1384.1	1389.8	1393.1	1402.2	1406.7	1408.9	1413.4	1419.0
22.5°	1410.0	1417.9	1425.8	1428.0	1440.4	1443.8	1450.5	1457.3	1461.8	1471.9	1475.3
25°	1466.3	1473.0	1483.2	1489.9	1497.8	1504.6	1511.3	1516.9	1527.1	1536.1	1540.6
27.5°	1540.6	1546.2	1554.1	1566.4	1573.2	1577.7	1590.1	1601.3	1605.8	1614.8	1622.7
30°	1638.5	1644.1	1655.3	1667.7	1673.4	1688.0	1697.0	1704.9	1713.9	1726.2	1737.5
32.5°	1781.4	1788.1	1798.3	1814.0	1814.0	1824.1	1843.3	1860.2	1866.9	1881.5	1889.4
35°	1969.3	1970.4	1981.7	2005.3	2012.1	2009.8	2027.8	2043.6	2048.1	2070.6	2085.2
37.5°	2151.6	2155.0	2168.5	2177.5	2189.9	2198.9	2211.3	2234.9	2234.9	2267.5	2281.0
40°	2340.7	2357.5	2359.8	2362.0	2382.3	2418.3	2430.7	2454.3	2475.7	2507.2	2521.8
42.5°	2615.2	2633.3	2654.6	2679.4	2709.8	2730.0	2753.7	2787.4	2796.4	2835.8	2845.9
45°	2991.1	3012.5	3069.9	3075.5	3129.5	3156.5	3195.9	3240.9	3252.2	3278.1	3264.6
47.5°	3365.8	3390.6	3453.6	3518.9	3568.4	3615.7	3626.9	3646.0	3662.9	3647.2	3651.7
50°	3781.1	3817.1	3876.7	3934.1	3971.3	4025.3	4025.3	4029.8	4014.0	3988.1	3946.5
52.5°	4267.2	4272.8	4311.1	4356.1	4389.9	4401.1	4401.1	4375.2	4337.0	4295.4	4214.3
55°	5078.6	5016.7	5027.9	5027.9	5003.2	4982.9	4967.2	4904.1	4828.8	4753.4	4679.1
57.5°	6540.4	6598.9	6424.5	6377.2	6379.4	6225.3	6162.3	6054.2	5973.2	5838.2	5724.5
60°	8625.6	8585.1	8527.7	8473.7	8478.2	8274.5	8131.6	7970.7	7830.0	7532.9	7406.9
62.5°	9729.5	9873.6	9955.7	9914.1	9818.4	9691.3	9457.2	9213.0	8965.4	8713.4	8487.2
64°	9770.0	9960.2	10122.3	10189.8	10144.8	9983.9	9745.3	9441.4	9146.6	8849.5	8576.1
65°	9574.2	9815.1	10024.4	10118.9	10121.1	9979.3	9740.8	9434.7	9119.6	8775.3	8490.5
67.5°	8761.8	9038.6	9244.5	9403.2	9539.3	9467.3	9301.9	8976.7	8678.5	8288.0	7976.3
70°	7543.0	7714.1	7945.9	8177.7	8286.9	8303.7	8241.9	8077.6	7728.7	7411.4	7009.6
72.5°	5813.4	6079.0	5942.8	6085.7	6176.9	6088.0	6099.2	5819.0	5706.5	5427.4	5145.0
75°	3078.9	3087.9	3029.4	2604.0	2551.1	2356.4	2572.5	2186.5	2054.8	1933.3	1776.9
77.5°	1428.0	1243.5	1071.3	894.6	731.5	640.3	499.6	440.0	396.1	348.8	359.0
80°	1194.0	1052.2	901.4	747.2	627.9	507.5	407.4	316.2	253.2	212.7	193.6
82.5°	1056.7	931.8	827.1	732.6	647.1	528.9	434.4	335.3	257.7	194.7	150.8
85°	477.1	373.6	339.8	267.8	227.3	193.6	154.2	127.2	104.7	88.9	69.8
87.5°	111.4	76.5	65.3	61.9	54.0	50.6	42.8	45.0	37.1	29.3	30.4
90°	0.0	0.0	0.0	0.0	0.0	0.0	0.0	0.0	0.0	0.0	0.0



REPORT NUMBER: P140968

CATALOG NUMBER: EMM-E04-LED-E1-SL2-8030

**CANDELA DISTRIBUTION (continued):**

	87°	88°	89°	90°	95°	105°	115°	125°	135°	145°	155°
0°	1016.2	1016.2	1016.2	1016.2	1016.2	1016.2	1016.2	1016.2	1016.2	1016.2	1016.2
2.5°	1020.7	1020.7	1021.8	1021.8	1022.9	1025.2	1028.5	1025.2	1025.2	1025.2	1026.3
5°	1049.9	1051.1	1049.9	1049.9	1052.2	1055.6	1056.7	1049.9	1046.5	1043.2	1038.7
7.5°	1092.7	1097.2	1096.1	1096.1	1098.3	1098.3	1096.1	1085.9	1075.8	1060.1	1046.5
10°	1152.3	1154.6	1154.6	1154.6	1158.0	1160.2	1150.1	1127.6	1100.6	1072.4	1047.7
12.5°	1223.2	1222.1	1225.5	1228.9	1226.6	1226.6	1207.5	1172.6	1128.7	1082.6	1039.8
15°	1297.5	1298.6	1298.6	1304.2	1305.4	1300.9	1270.5	1216.5	1149.0	1079.2	1010.5
17.5°	1367.3	1369.5	1370.6	1375.1	1380.8	1368.4	1324.5	1251.4	1152.3	1047.7	955.4
20°	1425.8	1429.2	1432.5	1435.9	1441.5	1432.5	1374.0	1268.2	1134.3	997.0	891.3
22.5°	1478.7	1484.3	1486.5	1492.2	1501.2	1489.9	1419.0	1268.2	1093.8	941.9	819.2
25°	1542.8	1549.6	1560.8	1563.1	1578.8	1566.4	1455.0	1259.2	1047.7	872.1	741.6
27.5°	1627.2	1634.0	1644.1	1649.7	1668.9	1652.0	1482.0	1235.6	990.3	796.7	666.2
30°	1738.6	1745.4	1757.8	1763.4	1798.3	1742.0	1500.1	1199.6	923.9	709.0	579.5
32.5°	1893.9	1911.9	1910.8	1925.4	1956.9	1842.2	1507.9	1149.0	840.6	620.1	498.5
35°	2097.6	2110.0	2121.2	2141.5	2156.1	1949.1	1502.3	1082.6	737.1	527.8	427.6
37.5°	2293.4	2314.8	2322.7	2336.2	2332.8	2021.1	1479.8	979.0	624.6	445.6	379.2
40°	2537.6	2550.0	2574.7	2587.1	2527.5	2089.7	1426.9	840.6	512.0	391.6	347.7
42.5°	2862.8	2878.6	2866.2	2862.8	2748.0	2128.0	1325.6	702.2	428.7	352.2	321.8
45°	3257.8	3264.6	3227.4	3202.7	3002.4	2124.6	1178.2	571.7	371.4	323.0	299.3
47.5°	3614.5	3601.0	3552.6	3515.5	3222.9	2045.8	993.7	471.5	341.0	299.3	281.3
50°	3909.4	3849.7	3798.0	3750.7	3399.6	1925.4	817.0	397.2	311.7	280.2	263.3
52.5°	4176.1	4095.0	4034.3	3954.4	3560.5	1766.8	676.3	346.6	282.5	261.1	244.2
55°	4571.1	4476.5	4398.9	4320.1	3845.2	1643.0	585.2	308.3	253.2	240.8	225.1
57.5°	5704.3	5451.1	5382.4	5311.5	4608.2	1616.0	532.3	278.0	230.7	221.7	211.6
60°	7253.8	7089.5	6979.2	6805.9	5875.3	1702.6	492.9	255.4	214.9	209.3	200.3
62.5°	8264.4	8066.3	7884.0	7707.3	6619.1	1700.4	444.5	240.8	205.9	204.8	191.3
64°	8328.5	8106.8	7903.1	7713.0	6642.8	1589.0	400.6	230.7	205.9	205.9	185.7
65°	8222.7	7999.9	7789.5	7591.4	6507.7	1503.4	371.4	226.2	209.3	208.2	182.3
67.5°	7683.7	7459.8	7223.4	7010.8	5936.1	1178.2	293.7	218.3	227.3	219.4	178.9
70°	6730.5	6476.2	6298.4	6145.4	5095.5	822.6	232.9	222.8	248.7	232.9	187.9
72.5°	4878.3	4671.2	4669.0	4495.7	3857.6	522.1	187.9	221.7	247.6	230.7	194.7
75°	1895.0	1625.0	1616.0	1676.7	1640.7	282.5	162.0	195.8	202.6	192.4	172.2
77.5°	324.1	318.5	315.1	332.0	365.7	156.4	148.5	166.5	150.8	136.2	142.9
80°	180.1	172.2	169.9	169.9	159.8	128.3	131.7	132.8	109.2	101.3	118.2
82.5°	124.9	115.9	111.4	108.0	104.7	114.8	117.0	104.7	78.8	77.6	110.3
85°	60.8	57.4	56.3	56.3	64.1	108.0	96.8	81.0	52.9	52.9	119.3
87.5°	25.9	25.9	22.5	22.5	34.9	68.6	43.9	33.8	21.4	24.8	48.4
90°	0.0	0.0	0.0	0.0	0.0	0.0	0.0	0.0	0.0	0.0	0.0



REPORT NUMBER: P140968

CATALOG NUMBER: EMM-E04-LED-E1-SL2-8030

**CANDELA DISTRIBUTION (continued):**

	165°	175°	180°
0°	1016.2	1016.2	1016.2
2.5°	1025.2	1027.4	1026.3
5°	1033.0	1033.0	1030.8
7.5°	1031.9	1027.4	1025.2
10°	1025.2	1012.8	1011.7
12.5°	1007.2	986.9	981.3
15°	955.4	928.4	921.6
17.5°	890.1	858.6	849.6
20°	815.9	779.8	767.5
22.5°	743.8	702.2	689.8
25°	665.1	623.4	616.7
27.5°	578.4	539.0	528.9
30°	498.5	464.8	456.9
32.5°	426.5	402.9	402.9
35°	379.2	359.0	359.0
37.5°	342.1	333.1	332.0
40°	317.3	309.5	308.3
42.5°	298.2	289.2	288.1
45°	278.0	269.0	269.0
47.5°	258.8	248.7	249.8
50°	239.7	231.8	231.8
52.5°	223.9	216.1	214.9
55°	209.3	201.4	200.3
57.5°	195.8	186.8	185.7
60°	182.3	173.3	171.0
62.5°	171.0	160.9	158.7
64°	164.3	154.2	151.9
65°	160.9	149.7	148.5
67.5°	157.5	142.9	141.8
70°	169.9	140.7	135.0
72.5°	171.0	137.3	130.5
75°	162.0	130.5	124.9
77.5°	142.9	119.3	112.5
80°	137.3	93.4	82.1
82.5°	126.0	76.5	64.1
85°	103.5	49.5	46.1
87.5°	59.6	32.6	23.6
90°	0.0	0.0	0.0

(END OF REPORT)